

Q: What should I prepare before execute Demo or edit Example?

A: Require first to install "BeauGauge Control Trial". Download link

<http://www.beaugauge.com/en/downloadctrltrial.html>

Q: I have installed "BeauGauge Control Trial", but still cannot execute Demo and edit Example, how to do?

A: If this Demo cannot be executed or has some issues on running, it is probably the BeauGauge Control Trial you have installed is not a latest version. Please uninstall first, then install latest version of BeauGauge Control Trial.

Q: When compiling project in C++ Builder 2010, it occurs the following error, how to solve it?

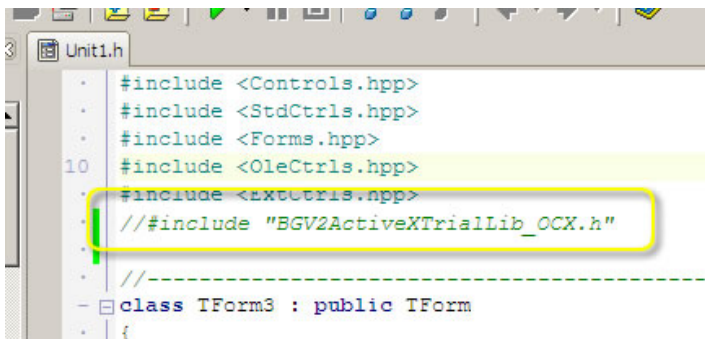
Compiling BeauGaugeExample46.cpp (Debug Configuration)

[BCC32 Error] Unit2.h(10): E2209 Unable to open include file 'BGV2ActiveXTrialLib_OCX.h'

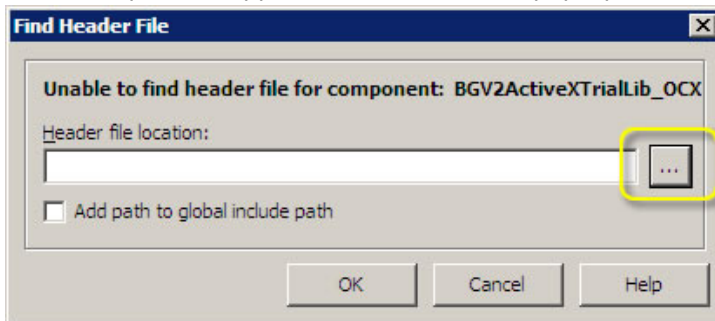
Full parser context

A: Please follow the steps below

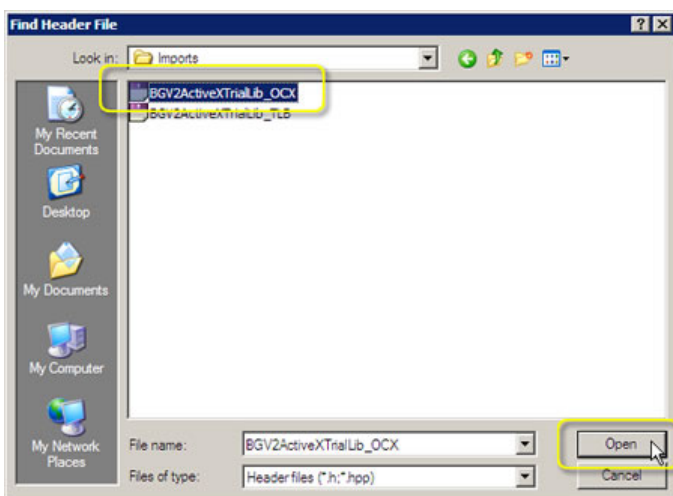
1. Comment out this code below.



2. Re-compile the App, click "... " button on pop-up "Find Header File" dialog.



3. Select "BGV2ActiveXTrialLib_OCX.h". (In my PC, its path is "C:\Documents and Settings\Administrator\My Documents\RAD Studio\7.0\Imports")



Home Page

<http://www.beaugauge.com>

Get More Utilities

<http://www.beaugauge.com/en/dwonload.html>

Contact Us

E-Mail: support@beaugauge.com